

GUELPH ERAMOS A **REAL ESTATE** **MARKET REPORT**

JANUARY - DECEMBER 2017



ROYAL CITY REALTY
BROKERAGE

R-CITY | R-TEAM | R-NUMBERS



www.royalcity.com

MARKET OVERVIEW

GUELPH ERAMOSIA WAS ONE OF OUR STRONGEST MARKETS THIS YEAR WITH HUGE PRICE GAINS YEAR OVER YEAR AND A STRONG FINISH THIS PAST FALL.



YTD SALES VOLUME
\$111,860,800

+3.2% ↑

YTD AVERAGE DAYS ON MARKET

35

YTD SALES UNDER \$200K

1

YTD SALES \$200K-\$349K

5

YTD AVERAGE SALES PRICE
\$732,288

+27% ↑

YTD SALES \$350K-\$549K

29

YTD SALES \$550K-\$999K

96

YTD SALES OVER \$1M

22

2017 YEAR TO DATE

Unit Sales	153	- 14%
New Listings	275	- 12%
Expired Listings	53	even
Unit Sales/Listing Ratio	56%	- 25%

DECEMBER Numbers

SALES VOLUME + 60%

\$6,252,455

UNIT SALES + 29%

9

NEW LISTINGS + 100%

6

EXPIRED LISTINGS + 220%

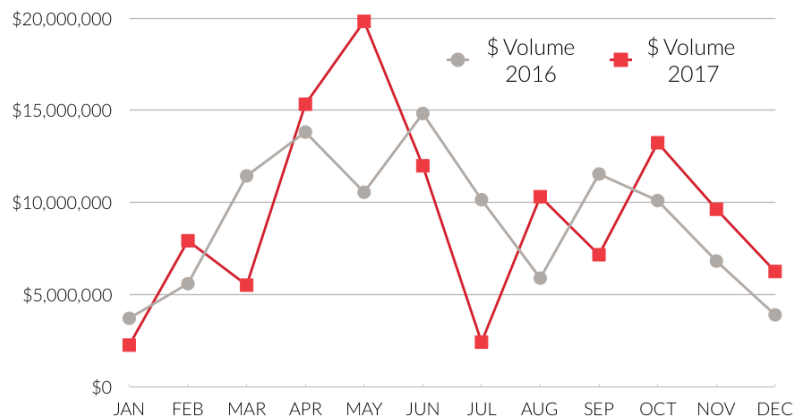
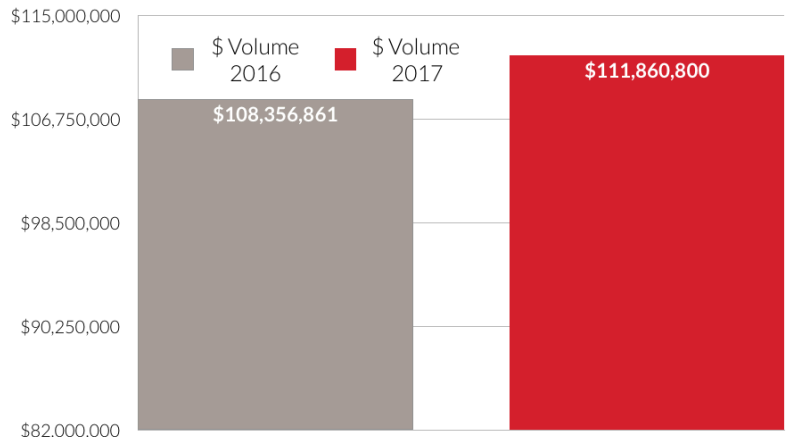
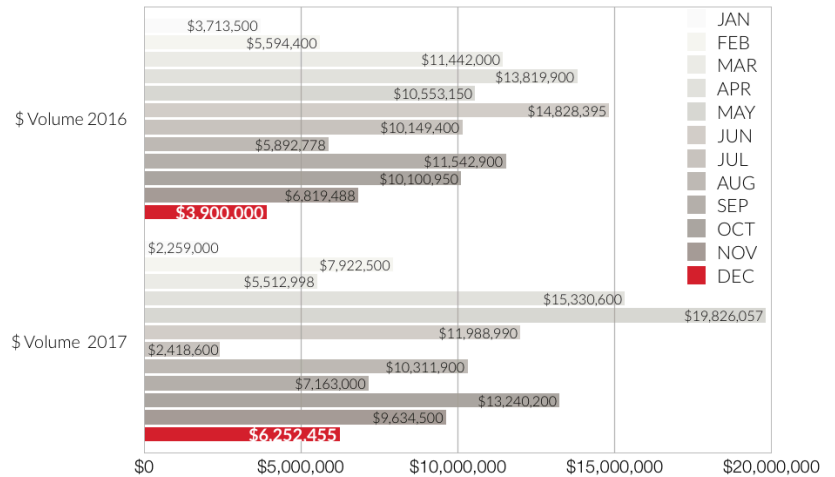
16

UNIT SALES/LISTINGS RATIO - 36%

150%

DOLLAR VOLUME

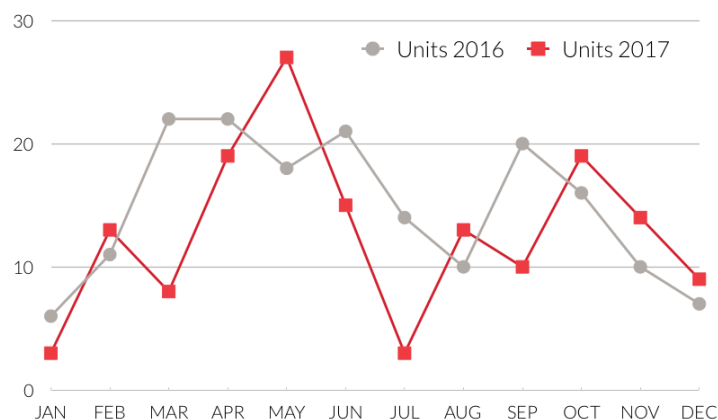
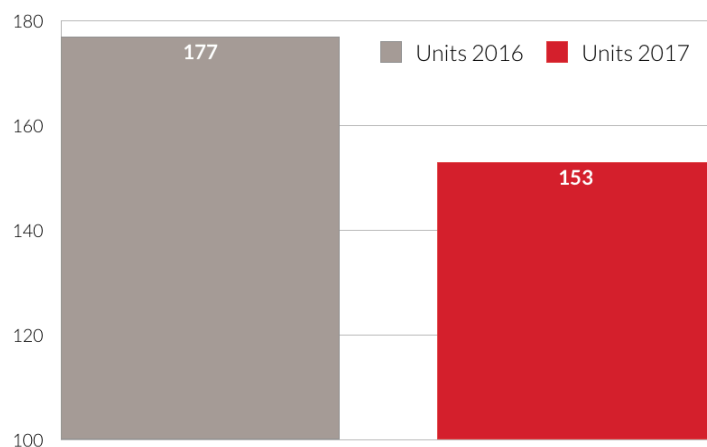
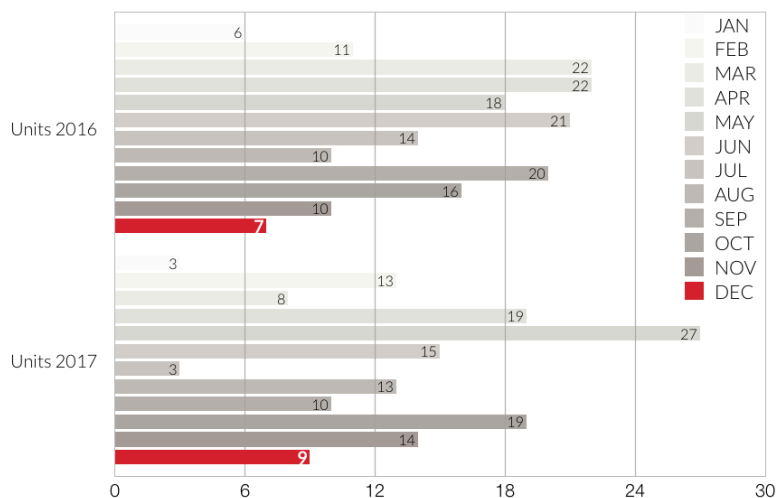
GUELPH ERAMOSA SALES YEAR TO DATE






UNIT SALES

GUELPH ERAMOSA SALES YEAR TO DATE



MARKET OVERVIEW

GUELPH ERAMOSA BY PRICE BRACKET - YEAR TO DATE



SALES

GUELPH ERAMOSA BY TYPE - YEAR TO DATE

FREEHOLD HOME SALES

+ 4.4%

YTD
SALES VOLUME
\$101,451,900

- 13%

YTD
UNIT SALES
137

+ 20%

YTD AVERAGE
SALE PRICE
\$740,525

+ 84%

DECEMBER
SALES VOLUME
\$6,252,455

+ 50%

DECEMBER
UNIT SALES
9

CONDOMINIUM HOME SALES

+ 205%

YTD
SALES VOLUME
\$1,609,900

+ 100%

YTD
UNIT SALES
4

+ 53%

YTD AVERAGE
SALE PRICE
\$402,475

Even

DECEMBER
SALES VOLUME
\$0

Even

DECEMBER
UNIT SALES
0

VACANT LAND SALES

+ 17%

YTD
SALES VOLUME
\$3,794,000

- 46%

YTD
UNIT SALES
6

+ 114%

YTD AVERAGE
SALE PRICE
\$632,333

- 100%

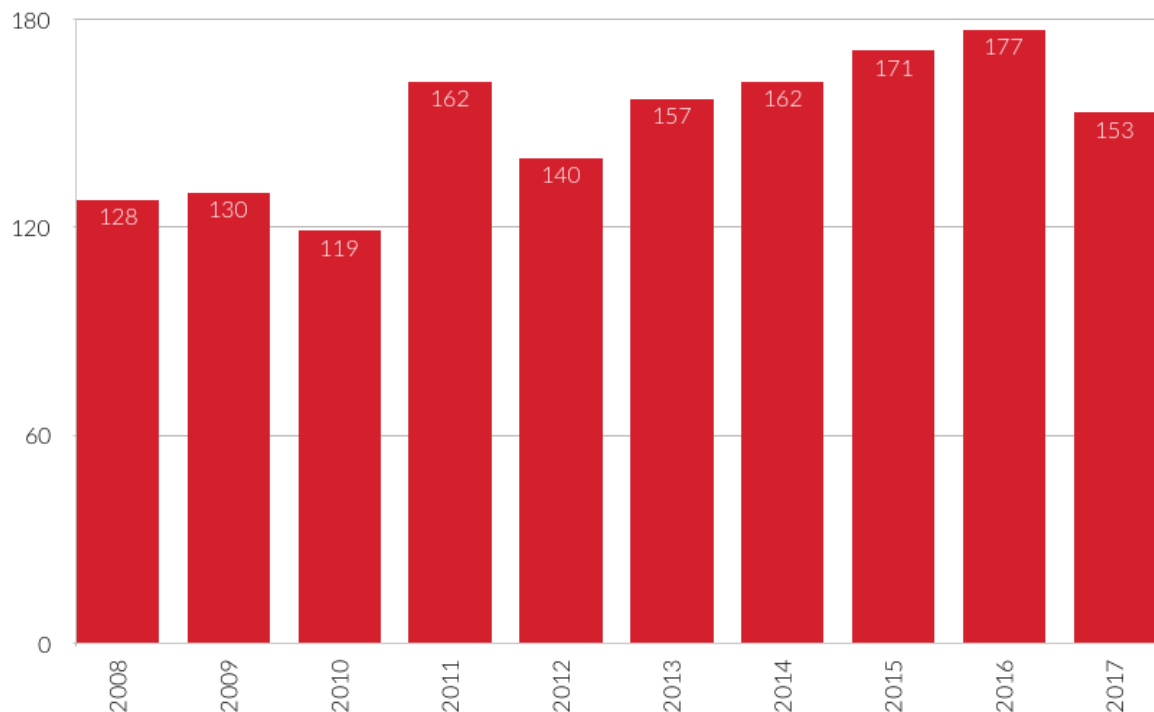
DECEMBER
SALES VOLUME
\$0

- 100%

DECEMBER
UNIT SALES
0

10 YEAR MARKET ANALYSIS

GUELPH ERAMOSA UNITS SOLD



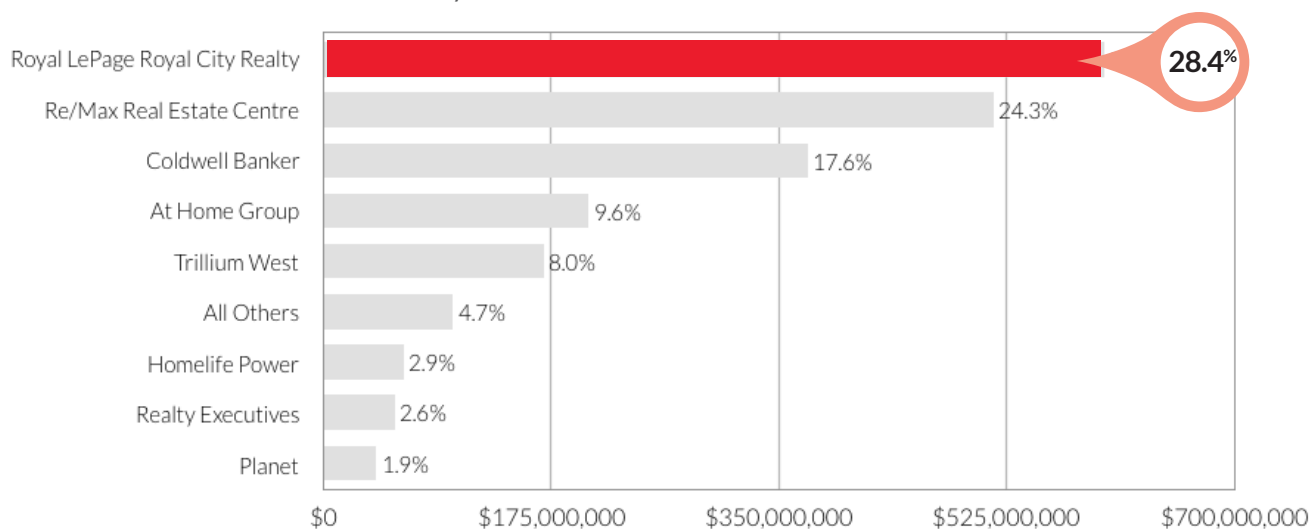


MARKET DOMINANCE

WELLINGTON COUNTY'S #1 BROKERAGE!

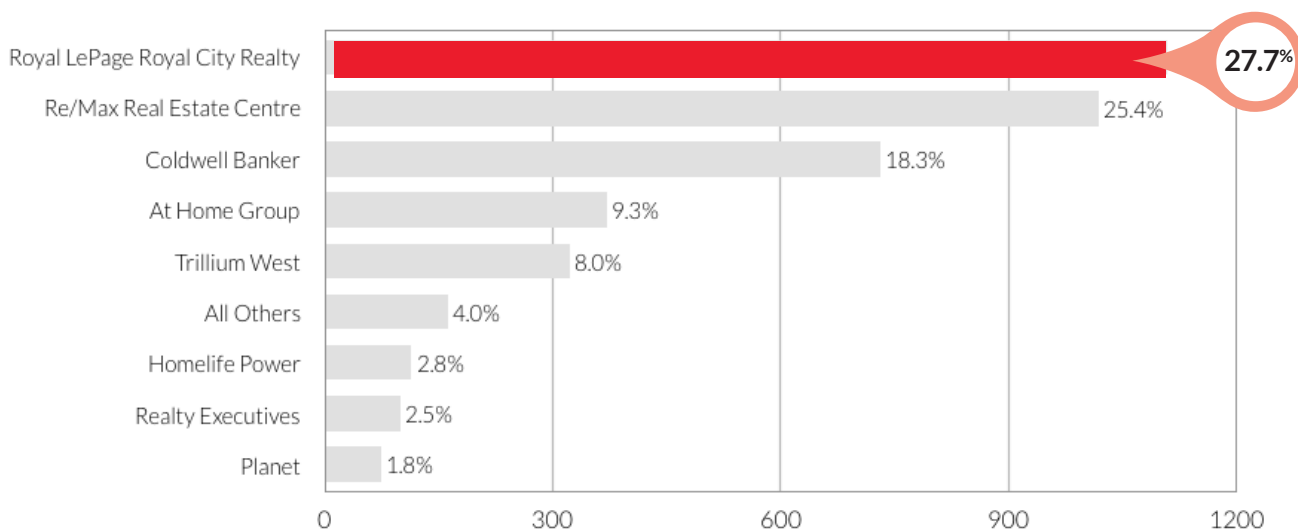
MARKET SHARE BY \$VOLUME

Listing Selling Ends Combined for GUELPH BASED COMPANIES
January - December 2017



MARKET SHARE BY UNITS

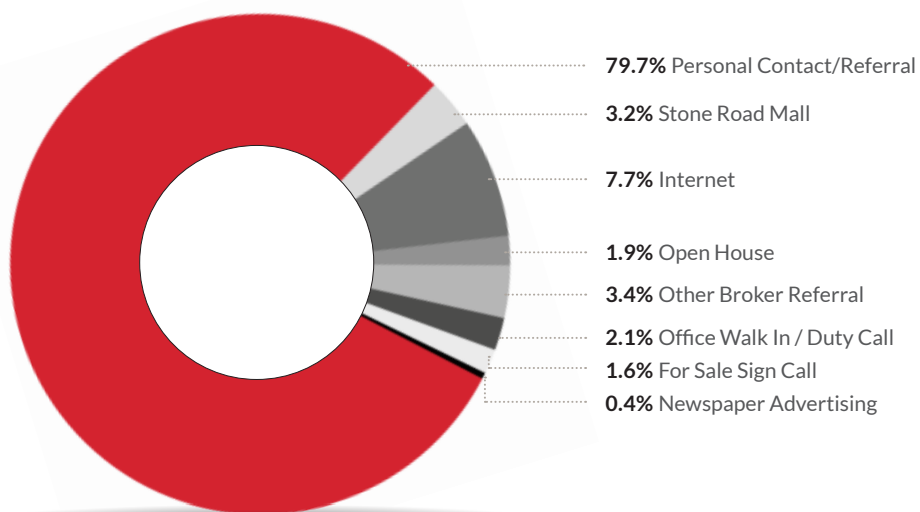
Listing Selling Ends Combined for GUELPH BASED COMPANIES
January - December 2017



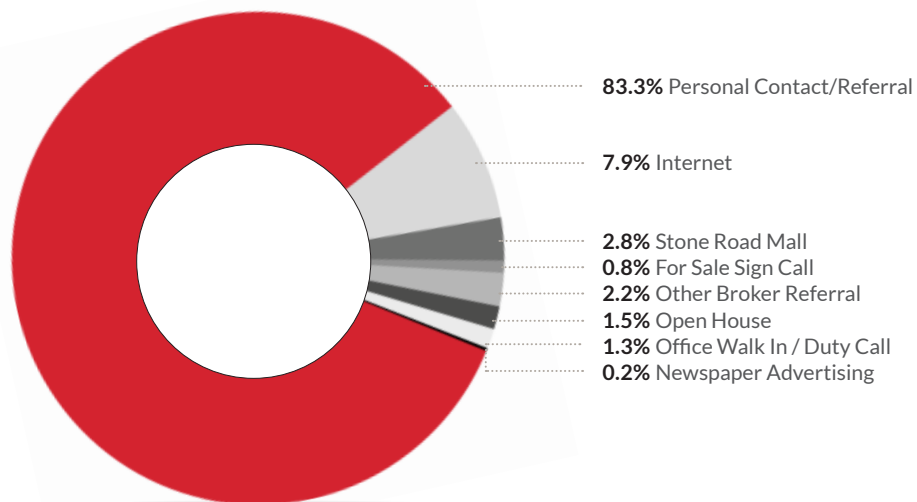


SOURCE OF BUSINESS

SOURCE OF BUYERS 2017 HOW WE'LL FIND YOUR BUYER



SOURCE OF LISTINGS 2017 WHERE OUR LISTINGS COME FROM



OUR LOCATIONS

FIVE CONVENIENT LOCATIONS TO SERVE YOU



FERGUS

Ph. 519.843.1365

840 Tower Street S., Fergus



GORDON

Ph. 519.824.9050

848 Gordon St., Suite 101, Guelph



ROCKWOOD

Ph. 519.856.9922

295 Alma St., Unit 1, Rockwood



SPEEDVALE

Ph. 519.821.6191

214 Speedvale Ave., W., Guelph



STONE ROAD MALL

Ph. 519.821.6191

35 Stone Rd., W., Guelph